

# Contents


---

<i>Contributors</i>	<i>xii</i>
<i>Foreword by Judy Ozier</i>	<i>xiii</i>
<i>Foreword from Academy of Veterinary Dental Technicians</i>	<i>xv</i>
<i>Preface</i>	<i>xvi</i>
<i>Acknowledgments</i>	<i>xvii</i>

## **1: The Basics** **1**





<i>Gerianne Holzman</i>	
Anatomy of the Skull	2
Odontogenesis	10
Anatomy of the Tooth	13
Directional Terminology	16
 Training, Key Terms, and Videos (Dental anatomy, Directional terminology, Tooth numbering): Online only	





## **2: The Examination Room and the Dental Patient** **21**






<i>Mary Berg</i>	
Introduction	22
The Client Interview	22
The Oral Examination: Conscious Patient	23
Communicating with Clients	25
The Dental Estimate (Treatment Plan)	26
 Training and Key Terms: Online only	




## **3: Components of the Dental Operatory** **29**

<i>Benita Altier</i>	
Components of the Dental Operatory: The Big Picture	30
Operatory Functionality	30
Dental Delivery Units	31
Dental Handpieces	36
Summary of Power Equipment	41
Dental Tables and Chairs	41
Organizing the Dental Operatory	44

Personal Protection	44
Ergonomics	47
 Training, Key Terms, and Supplemental Figures: Online only	
<b>4: Anesthesia and the Dental Patient</b>	<b>51</b>
<i>Annie Mills</i>	
Introduction	52
Anesthesia for the Dental Patient	52
Anesthetic Equipment	53
Monitoring Anesthesia and Common Complications	56
Pain Management in the Dental Patient	60
 Training, Key Terms, Video (Operatory final), and Document (Anesthesia cheat sheet): Online only	
<b>5: The Dental Cleaning</b>	<b>65</b>
<i>Julie McMahon</i>	
Introduction	66
Common Instrumentation for the Dental Cleaning	67
The Dental Record	69
The Dental Cleaning Procedure	73
Cleaning the Teeth Using the Power Scaler	81
Dental Cleaning with Hand Instrumentation	82
Polishing	84
Recovery	86
Home Care	86
Equipment and Instrument Care	89
 Training, Key Terms, Supplemental Figures, Videos (Basics of the dental cleaning), Presentation (Skillbuilder for basics of the dental cleaning), and Documents (Brushing the teeth and Developing a home dental health care plan): Online only	
<b>6: Dental Radiology</b>	<b>93</b>
<i>Laurel Bird</i>	
Radiography in Veterinary Dentistry	94
The Dental X-Ray Unit	94
Dental Radiographic Image Media and Capture	97
Positioning for Taking Dental Radiographs	107
Care and Storage of Images	123
Anatomy on the Dental Radiograph	124
Troubleshooting	127
Advanced Imaging	129
 Training, Key Terms, and Video (Dental radiograph positioning): Online only	
<b>7: Common Dental Conditions and Treatments</b>	<b>131</b>
<i>Jeanne R. Perrone, Sara Sharp, and Patricia A. March</i>	
Introduction	132
<b>Periodontal Disease</b>	132
<i>Jeanne R. Perrone</i>	
What is Periodontal Disease?	132
Pathogenesis of Periodontal Disease	132

Clinical Signs	134
Radiographic Signs	134
Treatment and Therapies	137
In Conclusion	141
 Training, Key Terms, Supplemental Figures, Presentations (Stages of periodontal disease, Flap procedures, Dental extractions, Oronasal fistula), and Videos (Periodontal hand instrumentation, Extraction instrumentation): Online only	
<b>Endodontic Disease</b>	141
<i>Sara Sharp</i>	
Anatomy of the Pulp	141
Indications for Endodontic Therapy Due to Trauma	142
The Endodontic Exam	142
The Endodontic Treatment	143
In Conclusion	149
 Training, Key Terms, and Supplemental Figures: Online only	
<b>Malocclusion</b>	150
<i>Patricia A. March</i>	
Normal Occlusion	150
Types and Treatments of Malocclusions	151
Position Statements	153
Treatment of Malocclusions	153
In Conclusion	156
 Training, Key Terms, and Supplemental Figures: Online only	
<b>Jaw Fracture Management</b>	156
<i>Patricia A. March</i>	
Types of Jaw Fractures and Their Treatment	156
Diagnosis of Jaw Fractures	157
Jaw Fracture Management	157
Jaw Fracture Repair	158
Home Care	160
 Training, Key Terms, Supplemental Figures and Presentation (Tape muzzle): Online only	
<b>Oral Tumors</b>	160
<i>Patricia A. March</i>	
Benign Oral Tumors and Treatments	162
Malignant Oral Tumors and Treatments	164
Charting and Preparation of Samples	166
 Training, Key Terms, and Supplemental Figures: Online only	
<b>8: Feline Dentistry</b>	169
<i>Jennifer Crawford and Billie Jean (Jeannie) Losey</i>	
Introduction	170
<b>Gingivostomatitis</b>	170
<i>Jennifer Crawford</i>	
Symptoms of Gingivostomatitis	171
Diagnostics	173
Oral Evaluation	173
Treatments	174

Aftercare	176
Summary	177
 Key Terms and Supplemental Figures: Online only	
<b>Eosinophilic Granuloma Complex</b>	177
<i>Billie Jean (Jeannie) Losey</i>	
Causes	178
Symptoms	178
Diagnostics	178
Treatments	179
 Key Terms and Video (Eosinophilic granuloma complex): Online only	
<b>Feline Tooth Resorption</b>	180
<i>Billie Jean (Jeannie) Losey</i>	
Definition and Symptoms	180
Stages of Tooth Resorption	182
Diagnostics	184
Charting	185
Treatment	185
 Key Terms, Training, Supplemental Figures, and Video (Tooth resorption): Online only	
<b>9: Dentistry and the Exotic Patient</b>	187
<i>Kathy Istace</i>	
Challenges of Exotic Dentistry	188
<b>Rodent Dentistry</b>	188
Caviomorph Rodents (Guinea Pigs, Chinchillas, Degus)	188
Murine Rodents (Rats, Mice, Hamsters, Gerbils)	188
Oral Examination of Rodents	191
Anesthesia and Pain Management	191
Common Dental Problems of Rodents	193
Dental Instruments	195
Husbandry and Home Care	195
 Supplemental Figures and Video (Pocket pet dentistry for the veterinary technician): Online only	
<b>Miscellaneous Small Pets</b>	196
Hedgehogs	196
Sugar Gliders	196
<b>Rabbit Dentistry</b>	196
Oral Anatomy and Dentition of Rabbits	197
Oral Examination of Rabbits	197
Anesthesia and Pain Management	198
Common Dental Problems of Rabbits	201
Dental Instruments	203
Husbandry and Home Care	203
 Supplemental Figures: Online only	
<b>Ferret Dentistry</b>	204
Oral Anatomy and Dentition of Ferrets	204
Common Dental Problems of Ferrets	206

Dental Instruments	207
Husbandry and Home Care	207
 Supplemental Figures: Online only	
<b>Dental Radiography for the Exotic Patient</b>	208
Materials and Equipment	208
Rodents and Rabbits	208
Ferrets	211
 Supplemental Figures: Online only	
Training, Key Terms, and Documents (Dental assessment charts for rabbit, guinea pig, chinchilla, rat, mouse, hamster, and ferret): Online only	
<b>10: Discharging the Dental Patient</b>	213
<i>Patricia Dominguez</i>	
Discharge Instructions: What You Need	214
The Importance of Photographs and Radiographs	218
Managing Recheck Visits	220
Reminders: How Often Should Dental Patients Return?	221
 Training, Key Terms, and Supplemental Figure: Online only	
<b>Appendices</b>	223
1. Home Oral Health Care Interview Form	223
2. Canine Dental Chart	225
3. Feline Dental Chart	227
4. Dental Procedure Estimate	229
5. Dental Procedure Release Form	230
6. Dental Radiograph Template	231
7. Discharge Take Home Instructions Example	233
8. Discharge Take Home Pictures: Simple Example	235
9. Discharge Take Home Pictures: Detailed Example	236
<i>Index</i>	245



For materials available online only,  
go to [www.wiley.com/go/perrone/dental](http://www.wiley.com/go/perrone/dental)